



**GRAFTED TOMATO**





**AMISH PASTE**

Grafted onto vigorous rootstock for super-abundant harvests!



**SUPER NATURALS**  
www.graftedvegetables.com

**Grafted 'Amish Paste'**


*Heirloom paste tomato produces tons of meaty 6-8 oz. red fruits - one of the best for sauces & canning. Indeterminate. 80-90 days from transplant.*

**BENEFITS** of grafted vegetables: improved vigor, disease resistance, & tolerance of temperature swings – for longer and more abundant harvests.



**GRAFTED TOMATOES** are created by attaching the top part of one plant (the scion, chosen for fruit quality) to a vigorous, disease- and pest-resistant solanum rootstock: V PL FR FN TMV. Non-GMO.

**TRANSPLANTING:** Plant 24-36" apart in rows 3-4' apart in full sun. **Keep graft well above soil level** so scion does not root. Prune carefully so energy goes to fruit production and not excess foliage. Remove suckers/roots that form below or just above the graft. Vigorous plants require support.

www.graftedvegetables.com



"Like" Mighty 'Mato for tips and to share photos and recipes.

Litho USA

0047-5649  
66389



**GRAFTED TOMATO**





**BEEFSTEAK**

Grafted onto vigorous rootstock for super-abundant harvests!



**SUPER NATURALS**  
www.graftedvegetables.com

**Grafted 'Beefsteak'**


*Bright-red, slightly ribbed 4-5" heirloom has delicious, sweet flavor. Great taste & meaty flesh make it ideal for cooking, slicing, salads, or canning. Indeterminate. 85-95 days from transplant.*

**BENEFITS** of grafted vegetables: improved vigor, disease resistance, & tolerance of temperature swings – for longer and more abundant harvests.



**GRAFTED TOMATOES** are created by attaching the top part of one plant (the scion, chosen for fruit quality) to a vigorous, disease- and pest-resistant solanum rootstock: V PL FR FN TMV. Non-GMO.

**TRANSPLANTING:** Plant 24-36" apart in rows 3-4' apart in full sun. **Keep graft well above soil level** so scion does not root. Prune carefully so energy goes to fruit production and not excess foliage. Remove suckers/roots that form below or just above the graft. Vigorous plants require support.

www.graftedvegetables.com



"Like" Mighty 'Mato for tips and to share photos and recipes.

Litho USA

0047-5650  
66389

**MIGHTY 'MATO**  
GRAFTED TOMATO




**BIG BEEF**

Grafted onto vigorous rootstock for super-abundant harvests!

**SUPER NATURALS**  
www.graftedvegetables.com

**MIGHTY 'MATO**



**Grafted 'Big Beef'**


*Large, 1 lb. globe-shaped, juicy, red fruits. Flavorful and deliciously hearty with a perfect balance of sugary sweetness and acidity. Indeterminate. 70-75 days from transplant.*


**BENEFITS** of grafted vegetables: improved vigor, disease resistance, & tolerance of temperature swings – for longer and more abundant harvests.

**GRAFTED TOMATOES** are created by attaching the top part of one plant (the scion, chosen for fruit quality) to a vigorous, disease- and pest-resistant solanum rootstock: V PL FR F N TMV. Non-GMO.

**TRANSPLANTING:** Plant 24-36" apart in rows 3-4' apart in full sun. **Keep graft well above soil level** so scion does not root. Prune carefully so energy goes to fruit production and not excess foliage. Remove suckers/roots that form below or just above the graft. Vigorous plants require support.

www.graftedvegetables.com

 "Like" Mighty 'Mato for tips and to share photos and recipes.

 **macore**  
Litho USA  
0047-5681  
66389

**MIGHTY 'MATO**  
GRAFTED TOMATO




**BLACK CHERRY**

Grafted onto vigorous rootstock for super-abundant harvests!

**SUPER NATURALS**  
www.graftedvegetables.com

**MIGHTY 'MATO**



**Grafted 'Black Cherry'**


*Long trusses of beautiful purple-brown heirloom cherry tomatoes. Sweet, juicy, & full-flavored ideal for salads, snacking. Indeterminate. 65-75 days from transplant.*


**BENEFITS** of grafted vegetables: improved vigor, disease resistance, & tolerance of temperature swings – for longer and more abundant harvests.

**GRAFTED TOMATOES** are created by attaching the top part of one plant (the scion, chosen for fruit quality) to a vigorous, disease- and pest-resistant solanum rootstock: V PL FR F N TMV. Non-GMO.

**TRANSPLANTING:** Plant 24-36" apart in rows 3-4' apart in full sun. **Keep graft well above soil level** so scion does not root. Prune carefully so energy goes to fruit production and not excess foliage. Remove suckers/roots that form below or just above the graft. Vigorous plants require support.

www.graftedvegetables.com

 "Like" Mighty 'Mato for tips and to share photos and recipes.

 **macore**  
Litho USA  
0047-5651  
66389

**MIGHTY 'MATO**  
GRAFTED TOMATO




**BLACK KRIM**

Grafted onto vigorous rootstock for super-abundant harvests!

**SUPER NATURALS**  
www.graftedvegetables.com

**MIGHTY 'MATO**




**Grafted 'Black Krim'**  
*Violet-red, slightly flattened 4-5" fruits with near-black shoulders have intense, smoky flavor. Russian heirloom. Indeterminate. 70-90 days from transplant.*


**BENEFITS** of grafted vegetables: improved vigor, disease resistance, & tolerance of temperature swings – for longer and more abundant harvests.

**GRAFTED TOMATOES** are created by attaching the top part of one plant (the scion, chosen for fruit quality) to a vigorous, disease- and pest-resistant solanum rootstock: V PL FR F N TMV. Non-GMO.

**TRANSPLANTING:** Plant 24-36" apart in rows 3-4' apart in full sun. **Keep graft well above soil level** so scion does not root. Prune carefully so energy goes to fruit production and not excess foliage. Remove suckers/roots that form below or just above the graft. Vigorous plants require support.

www.graftedvegetables.com

 "Like" Mighty 'Mato for tips and to share photos and recipes.

 **macore**  
Litho USA  
0047-5652  
66389

**MIGHTY 'MATO**  
GRAFTED TOMATO




**BRANDYWINE**

Grafted onto vigorous rootstock for super-abundant harvests!

**SUPER NATURALS**  
www.graftedvegetables.com

**MIGHTY 'MATO**




**Grafted 'Brandywine'**  
*Scarlet 1 lb. fruits with high acid & high sugar. An heirloom that's widely considered one of the world's best-tasting tomatoes. Indeterminate. 80-90 days from transplant.*


**BENEFITS** of grafted vegetables: improved vigor, disease resistance, & tolerance of temperature swings – for longer and more abundant harvests.

**GRAFTED TOMATOES** are created by attaching the top part of one plant (the scion, chosen for fruit quality) to a vigorous, disease- and pest-resistant solanum rootstock: V PL FR F N TMV. Non-GMO.

**TRANSPLANTING:** Plant 24-36" apart in rows 3-4' apart in full sun. **Keep graft well above soil level** so scion does not root. Prune carefully so energy goes to fruit production and not excess foliage. Remove suckers/roots that form below or just above the graft. Vigorous plants require support.

www.graftedvegetables.com

 "Like" Mighty 'Mato for tips and to share photos and recipes.

 **macore**  
Litho USA  
0047-5653  
66389

**MIGHTY 'MATO**  
GRAFTED TOMATO




**CHEROKEE PURPLE**

Grafted onto vigorous rootstock for super-abundant harvests!

**SUPER NATURALS**  
www.graftedvegetables.com

**MIGHTY 'MATO**



**Grafted 'Cherokee Purple'**


*Dusky rose, 8-12 oz. round fruits with complex, old-time flavor. Pre-1890 heirloom. Perfect for slicing, sandwiches. Indeterminate. 75-85 days from transplant.*


**BENEFITS** of grafted vegetables: improved vigor, disease resistance, & tolerance of temperature swings – for longer and more abundant harvests.

**GRAFTED TOMATOES** are created by attaching the top part of one plant (the scion, chosen for fruit quality) to a vigorous, disease- and pest-resistant solanum rootstock: V PL FR F N TMV. Non-GMO.

**TRANSPLANTING:** Plant 24-36" apart in rows 3-4' apart in full sun. **Keep graft well above soil level** so scion does not root. Prune carefully so energy goes to fruit production and not excess foliage. Remove suckers/roots that form below or just above the graft. Vigorous plants require support.

www.graftedvegetables.com

 "Like" Mighty 'Mato for tips and to share photos and recipes.

 **macore**  
Litho USA

0047-5654  
66389

**MIGHTY 'MATO**  
GRAFTED TOMATO




**EARLY GIRL**

Grafted onto vigorous rootstock for super-abundant harvests!

**SUPER NATURALS**  
www.graftedvegetables.com

**MIGHTY 'MATO**



**Grafted 'Early Girl'**


*Bright red, 4-6 oz. round slicers. Early, dependable, and flavorful fruits in almost any climate! Indeterminate. 50-60 days from transplant.*


**BENEFITS** of grafted vegetables: improved vigor, disease resistance, & tolerance of temperature swings – for longer and more abundant harvests.

**GRAFTED TOMATOES** are created by attaching the top part of one plant (the scion, chosen for fruit quality) to a vigorous, disease- and pest-resistant solanum rootstock: V PL FR F N TMV. Non-GMO.

**TRANSPLANTING:** Plant 24-36" apart in rows 3-4' apart in full sun. **Keep graft well above soil level** so scion does not root. Prune carefully so energy goes to fruit production and not excess foliage. Remove suckers/roots that form below or just above the graft. Vigorous plants require support.

www.graftedvegetables.com

 "Like" Mighty 'Mato for tips and to share photos and recipes.

 **macore**  
Litho USA

0047-5655  
66389



**GRAFTED TOMATO**





**GREEN ZEBRA**

Grafted onto vigorous rootstock for super-abundant harvests!



**SUPER NATURALS**  
www.graftedvegetables.com

**Grafted 'Green Zebra'**


*An heirloom whose glowing green & gold streaked 2" fruits have a bright citrusy flavor balanced with sweetness. Indeterminate. 75-80 days from transplant.*

**BENEFITS** of grafted vegetables: improved vigor, disease resistance, & tolerance of temperature swings – for longer and more abundant harvests.



**GRAFTED TOMATOES** are created by attaching the top part of one plant (the scion, chosen for fruit quality) to a vigorous, disease- and pest-resistant solanum rootstock: V PL FR F N TMV. Non-GMO.

**TRANSPLANTING:** Plant 24-36" apart in rows 3-4' apart in full sun. **Keep graft well above soil level** so scion does not root. Prune carefully so energy goes to fruit production and not excess foliage. Remove suckers/roots that form below or just above the graft. Vigorous plants require support.

www.graftedvegetables.com



"Like" Mighty 'Mato for tips and to share photos and recipes.

Litho USA

0047-5656  
66389



**GRAFTED TOMATO**





**MORTGAGE LIFTER**

Grafted onto vigorous rootstock for super-abundant harvests!



**SUPER NATURALS**  
www.graftedvegetables.com

**Grafted 'Mortgage Lifter'**


*Dark pink, 1-2 lb. fruits are meaty with good old-time flavor. Heirloom known for its productivity. Indeterminate. 85-95 days from transplant.*

**BENEFITS** of grafted vegetables: improved vigor, disease resistance, & tolerance of temperature swings – for longer and more abundant harvests.



**GRAFTED TOMATOES** are created by attaching the top part of one plant (the scion, chosen for fruit quality) to a vigorous, disease- and pest-resistant solanum rootstock: V PL FR F N TMV. Non-GMO.

**TRANSPLANTING:** Plant 24-36" apart in rows 3-4' apart in full sun. **Keep graft well above soil level** so scion does not root. Prune carefully so energy goes to fruit production and not excess foliage. Remove suckers/roots that form below or just above the graft. Vigorous plants require support.

www.graftedvegetables.com



"Like" Mighty 'Mato for tips and to share photos and recipes.

Litho USA

0047-5658  
66389



**GRAFTED TOMATO**





**PINEAPPLE**

Grafted onto vigorous rootstock for super-abundant harvests!



**SUPER**  
NATURALS  
www.graftedvegetables.com

**Grafted 'Pineapple'**


*Huge, golden beefsteaks, marbled in cherry-red, have mild fruity flavor. An heirloom with good yields of 1-2 lb. fruits. Indeterminate. 90-95 days from transplant.*

**BENEFITS** of grafted vegetables: improved vigor, disease resistance, & tolerance of temperature swings – for longer and more abundant harvests.



**GRAFTED TOMATOES** are created by attaching the top part of one plant (the scion, chosen for fruit quality) to a vigorous, disease- and pest-resistant solanum rootstock: V PL FR F N TMV. Non-GMO.

**TRANSPLANTING:** Plant 24-36" apart in rows 3-4' apart in full sun. **Keep graft well above soil level** so scion does not root. Prune carefully so energy goes to fruit production and not excess foliage. Remove suckers/roots that form below or just above the graft. Vigorous plants require support.

www.graftedvegetables.com



"Like" Mighty 'Mato for tips and to share photos and recipes.

Litho USA

0047-5659  
66389



**GRAFTED TOMATO**





**SAN MARZANO**

Grafted onto vigorous rootstock for super-abundant harvests!



**SUPER**  
NATURALS  
www.graftedvegetables.com

**Grafted 'San Marzano'**


*Famous Italian heirloom yields bright red, tapered 3" fruits. Meaty & flavorful - ideal for canning or sauce. Determinate. 80 days from transplant.*

**BENEFITS** of grafted vegetables: improved vigor, disease resistance, & tolerance of temperature swings – for longer and more abundant harvests.



**GRAFTED TOMATOES** are created by attaching the top part of one plant (the scion, chosen for fruit quality) to a vigorous, disease- and pest-resistant solanum rootstock: V PL FR F N TMV. Non-GMO.

**TRANSPLANTING:** Plant 24-36" apart in rows 3-4' apart in full sun. **Keep graft well above soil level** so scion does not root. Prune carefully so energy goes to fruit production and not excess foliage. Remove suckers/roots that form below or just above the graft. Vigorous plants require support.

www.graftedvegetables.com



"Like" Mighty 'Mato for tips and to share photos and recipes.

Litho USA

0047-5660  
66389

**MIGHTY 'MATO**  
GRAFTED TOMATO




**STUPICE**

Grafted onto vigorous rootstock for super-abundant harvests!



**SUPER**  
NATURALS  
www.graftedvegetables.com

**MIGHTY 'MATO** 

**Grafted 'Stupice'**


*Extra early, cold-tolerant heirloom produces 2" red fruits with good, sweet flavor. Indeterminate. 60-65 days from transplant.*

**BENEFITS** of grafted vegetables: improved vigor, disease resistance, & tolerance of temperature swings – for longer and more abundant harvests.


**GRAFTED TOMATOES** are created by attaching the top part of one plant (the scion, chosen for fruit quality) to a vigorous, disease- and pest-resistant solanum rootstock: V PL FR F N TMV. Non-GMO.

**TRANSPLANTING:** Plant 24-36" apart in rows 3-4' apart in full sun. **Keep graft well above soil level** so scion does not root. Prune carefully so energy goes to fruit production and not excess foliage. Remove suckers/roots that form below or just above the graft. Vigorous plants require support.

www.graftedvegetables.com



"Like" Mighty 'Mato for tips and to share photos and recipes.



**macore**  
Litho USA

0047-5661  
66389

**MIGHTY 'MATO**  
GRAFTED TOMATO




**SUN SUGAR**

Grafted onto vigorous rootstock for super-abundant harvests!



**SUPER**  
NATURALS  
www.graftedvegetables.com

**MIGHTY 'MATO** 

**Grafted 'Sun Sugar'**


*Delivers abundant candy-sweet orange cherry tomatoes with high levels of sugar & vitamin A. Indeterminate. 65 days from transplant.*

**BENEFITS** of grafted vegetables: improved vigor, disease resistance, & tolerance of temperature swings – for longer and more abundant harvests.


**GRAFTED TOMATOES** are created by attaching the top part of one plant (the scion, chosen for fruit quality) to a vigorous, disease- and pest-resistant solanum rootstock: V PL FR F N TMV. Non-GMO.

**TRANSPLANTING:** Plant 24-36" apart in rows 3-4' apart in full sun. **Keep graft well above soil level** so scion does not root. Prune carefully so energy goes to fruit production and not excess foliage. Remove suckers/roots that form below or just above the graft. Vigorous plants require support.

www.graftedvegetables.com



"Like" Mighty 'Mato for tips and to share photos and recipes.



**macore**  
Litho USA

0047-5662  
66389

**MIGHTY 'MATO**  
GRAFTED TOMATO




**SWEET MILLION**

Grafted onto vigorous rootstock for super-abundant harvests!



**SUPER**  
NATURALS  
www.graftedvegetables.com

**MIGHTY 'MATO**




**Grafted 'Sweet Million'**  
*Sweet, bright red cherry tomatoes produced in large clusters over a long harvest season. Crack and disease resistant. Indeterminate. 65-75 days from transplant.*

**BENEFITS** of grafted vegetables: improved vigor, disease resistance, & tolerance of temperature swings – for longer and more abundant harvests.


**GRAFTED TOMATOES** are created by attaching the top part of one plant (the scion, chosen for fruit quality) to a vigorous, disease- and pest-resistant solanum rootstock: V PL FR F N TMV. Non-GMO.

**TRANSPLANTING:** Plant 24-36" apart in rows 3-4' apart in full sun. **Keep graft well above soil level** so scion does not root. Prune carefully so energy goes to fruit production and not excess foliage. Remove suckers/roots that form below or just above the graft. Vigorous plants require support.

www.graftedvegetables.com



"Like" Mighty 'Mato for tips and to share photos and recipes.



**macore**  
Litho USA

0047-5663  
66389

**MIGHTY 'MATO**  
GRAFTED TOMATO




**YELLOW PEAR**

Grafted onto vigorous rootstock for super-abundant harvests!



**SUPER**  
NATURALS  
www.graftedvegetables.com

**MIGHTY 'MATO**




**Grafted 'Yellow Pear'**  
*Small, 1-2" pear-shaped golden heirloom fruits have excellent flavor with low acid & few seeds. Indeterminate. 70-75 days from transplant.*

**BENEFITS** of grafted vegetables: improved vigor, disease resistance, & tolerance of temperature swings – for longer and more abundant harvests.


**GRAFTED TOMATOES** are created by attaching the top part of one plant (the scion, chosen for fruit quality) to a vigorous, disease- and pest-resistant solanum rootstock: V PL FR F N TMV. Non-GMO.

**TRANSPLANTING:** Plant 24-36" apart in rows 3-4' apart in full sun. **Keep graft well above soil level** so scion does not root. Prune carefully so energy goes to fruit production and not excess foliage. Remove suckers/roots that form below or just above the graft. Vigorous plants require support.

www.graftedvegetables.com



"Like" Mighty 'Mato for tips and to share photos and recipes.



**macore**  
Litho USA

0047-5664  
66389